


LEGENDA :



AMBITO ANALIZZATO



**AMBITO SOTTOPOSTO A
PIANO DI RECUPERO**




**AMBITO SOTTOPOSTO A
PIANO DI RECUPERO VIGENTE**

**DESTINAZIONI FUNZIONALI PIANO
TERRENO**



RESIDENZIALE



AUTORIMESSE




TERZIARIO/COMMERCIALE




DEPOSITO - CANTINA - ACCESSORIO



AGRICOLO/RURALE



LUOGO DI CULTO



ANDRONE/ACCESSO PEDONALE